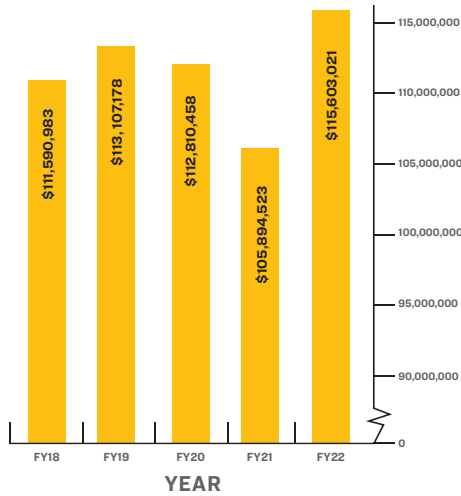


\$115.6 MILLION IN EXPENDITURES

FY22 RESEARCH ACTIVITY AND EXPENDITURES

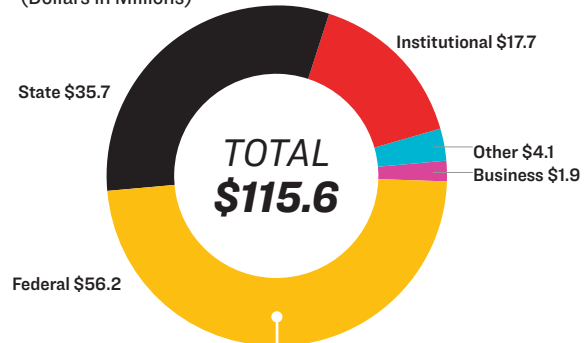
Expenditures are actual dollars spent on research as a measure of research activity. Research activity is the number of proposals and dollars awarded, not all of which is spent at the time of the report.

Total Research Expenditures by Fiscal Year



Total Research Expenditures in FY22 by Funding Source

(Dollars in Millions)

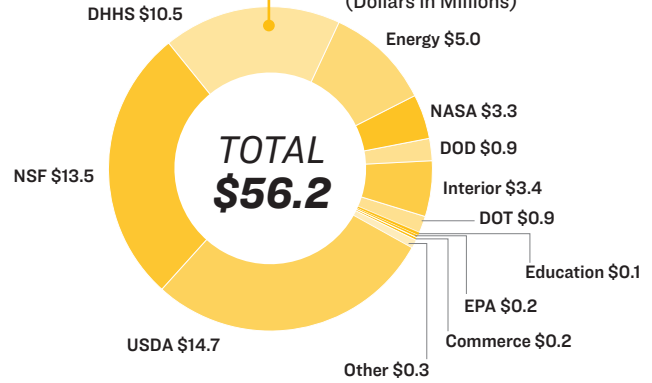


Externally Funded Contracts and Grants in FY22

SPONSORED PROJECTS	NUMBER	AMOUNT
Proposals Submitted	813	\$417,691,090
AWARDS RECEIVED	NUMBER	AMOUNT
New Awards	453	\$70,896,215
Other Actions	280	\$42,828,377
TOTAL AWARDS	733	\$113,724,592

Portion of Federal Research Expenditures by Sponsoring Agency

(Dollars in Millions)



Technology Commercialization

ACTIVITY	NUMBER
Number of ALL invention disclosures	20
Number of ALL new patent applications	15
Number of ALL US patents granted	2
Number of ALL licenses	13

FY 22 STATS	\$116 M in research expenditures	453 new awards	20 invention disclosures	13 new licenses
--------------------	--	--------------------------	------------------------------------	---------------------------

Sponsored Project Activity by College and Unit (Dollars in Thousands)

SPONSORED PROJECTS	AWARD #	AWARDS AMOUNTS	PROPOSAL #	PROPOSAL AMOUNTS	TOTAL EXPENSES
CoEd, Health and Human Sciences	36	\$12,809	43	\$40,312	\$21,035
Col of Agricultural and Life Sciences	340	\$39,606	330	\$186,164	\$22,927
Col of Letters, Arts and Social Sci.	8	\$206	19	\$4,916	\$579
College of Art and Architecture	18	\$5,092	23	\$3,631	\$5,268
College of Engineering	64	\$11,642	95	\$35,529	\$10,239
College of Graduate Studies	1	\$230	-	\$0	\$581
College of Law	4	\$182	4	\$390	\$144
College of Natural Resources	112	\$12,254	145	\$81,055	\$10,879
College of Science	69	\$16,405	75	\$40,924	\$15,063
General Library	3	\$131	4	\$520	\$141
Research Centers and Institutes*	0	\$0	-	\$0	\$0
Office of Research & Economic Development	0	\$0	-	\$0	\$39
Idaho Geological Survey	3	\$332	2	\$827	\$349
University Outreach	29	\$2,261	51	\$18,354	\$3,908
Students/Equity/Tech/President/Business	33	\$1,878	11	\$2,016	\$2,072
WWAMI Med Educ/WI Reg Vet Medicine	13	\$1,8697	11	\$3,053	\$1,668
TOTALS	733	\$113,725	813	\$417,691	\$94,892

* activity in Research Centers is shown in home colleges of primary PI