

**FACULTY
SUCCESS
SEMINARS**



**University
of Idaho**

*Please keep your microphone
muted until the Q&A session*

ASSESSING YOUR GRANT READINESS

**RESEARCH AND FACULTY DEVELOPMENT
FACULTY SUCCESS SEMINAR SERIES**

Kendra Mingo, MA, CRA

Senior Proposal Development Specialist

Office of Research and Faculty Development

Please note that this session is being recorded

OFFICE OF RESEARCH AND FACULTY DEVELOPMENT

I We provide proposal development assistance across the spectrum*



I Meet goals in the UI strategic plan – grow research and creative efforts across all disciplines

I Reach out to discuss ideas with us and request service – uidaho.edu/orfd

All services are optional and are granted on a first come, first served basis

*Not including budget preparation

OBJECTIVES

IN THIS SESSION, WE WILL DISCUSS:


- I Grant readiness defined
- I Problems with grant readiness - examples
- I Key strategies that contribute to grant readiness
- I Tips for enhancing competitiveness of your next proposal, *regardless of the sponsor*
- I How RFD can help you improve your grant readiness
- I Discussion and Q&A

GRANT READINESS



Having the necessary preparation, qualifications, training, expertise, networks, resources, infrastructure, organization, time, attitude, and perspective to develop a competitive grant proposal and carry out a proposed research project.

WHY GRANT READINESS?



GRANT READINESS

- Strategies to implement *before you write*
- Commonly missed best practices



Example #1 – Non-federal sponsor

“The panel felt that this was an easy-to-read proposal with aim, rationale, methods, and expected outcomes, and long-term goals clearly defined. Cutting edge experiments are proposed. The subject matter is very interesting, and students would benefit from the project. There is good institutional support. We recognize the need for a fluorescent microscope since routine work cannot be taken to the confocal microscope.”

“The panel was concerned about the **thin publication record of the PI**. We **missed seeing real data and a better description of the data from the preliminary experiments**, and we would have liked to see how data would be analyzed. The unfortunate retraction of a paper on which some of the PI’s experiments are based was discussed; **this must be addressed**. Immunoblots will be necessary in the experiments planned.”

Example #2 – NSF MRI



“Co-PI #1 does not currently have external funding for either of his projects and has not published any research articles independent of his Ph.D. advisor.”

“It would appear that Co-PI #2 has no prior experience with these types of NMR experiments he proposes. Showing some data acquired from these systems on a XXX-MHz NMR spectrometer would significantly strengthen this part of the proposal. The figures of Raman and light-scattering data do little to bolster the proposed NMR investigation. Co-PI #2 does not have any current funding for his research and has only published one independent research paper (plus one "in preparation").”

GRANT READINESS

TEN AREAS TO CONSIDER:

-  Research Agenda
-  Hone Funding Targets
-  Know Your Funder
-  Research Positioning
-  Solicitation Requirements
-  Institutional Resources
-  PI Qualifications
-  Colleagues and Connections
-  Proposal Timing
-  Attitude and Resolve

HOW TO IMPROVE GRANT READINESS




Develop Your Research Agenda



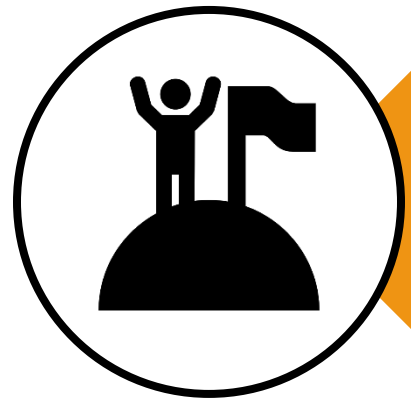
Optimize Your Funding Searches

- I** Map out a five-year research plan
- I** Use Pivot to find and track funding
- I** Subscribe to internal and external funding listservs – e.g., OSPPI
- I** Know how initiate RFD services

HOW TO IMPROVE GRANT READINESS




Determine Fit to the Funder



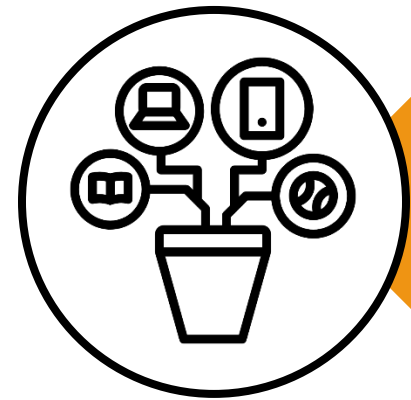
Enhance Your Research Positioning

- I** Research your funder
- I** Contact your program officer
- I** Develop a one-page overview
- I** Read funded proposals

HOW TO IMPROVE GRANT READINESS




Dissect Solicitation/Develop Materials



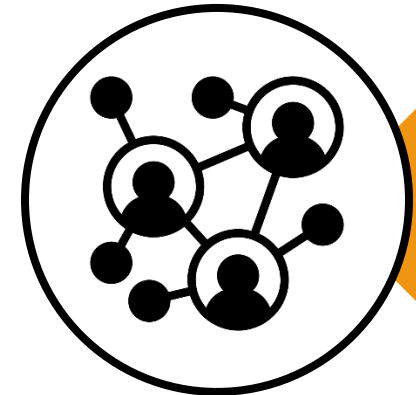
Assemble Resources & Support

- I** Analyze the RFP/RFA/solicitation
- I** Collect examples of common proposal elements
- I** Create master versions of common proposal documents
- I** Assemble master resources and facilities list
- I** Create an outline and checklist for each proposal

HOW TO IMPROVE GRANT READINESS




Augment PI Qualifications




Build Your Research Network

- I** Maintain a strong publication record
- I** Become a peer reviewer
- I** Maintain active connections to your scholarly communities
- I** Assemble a master proposal team

HOW TO IMPROVE GRANT READINESS

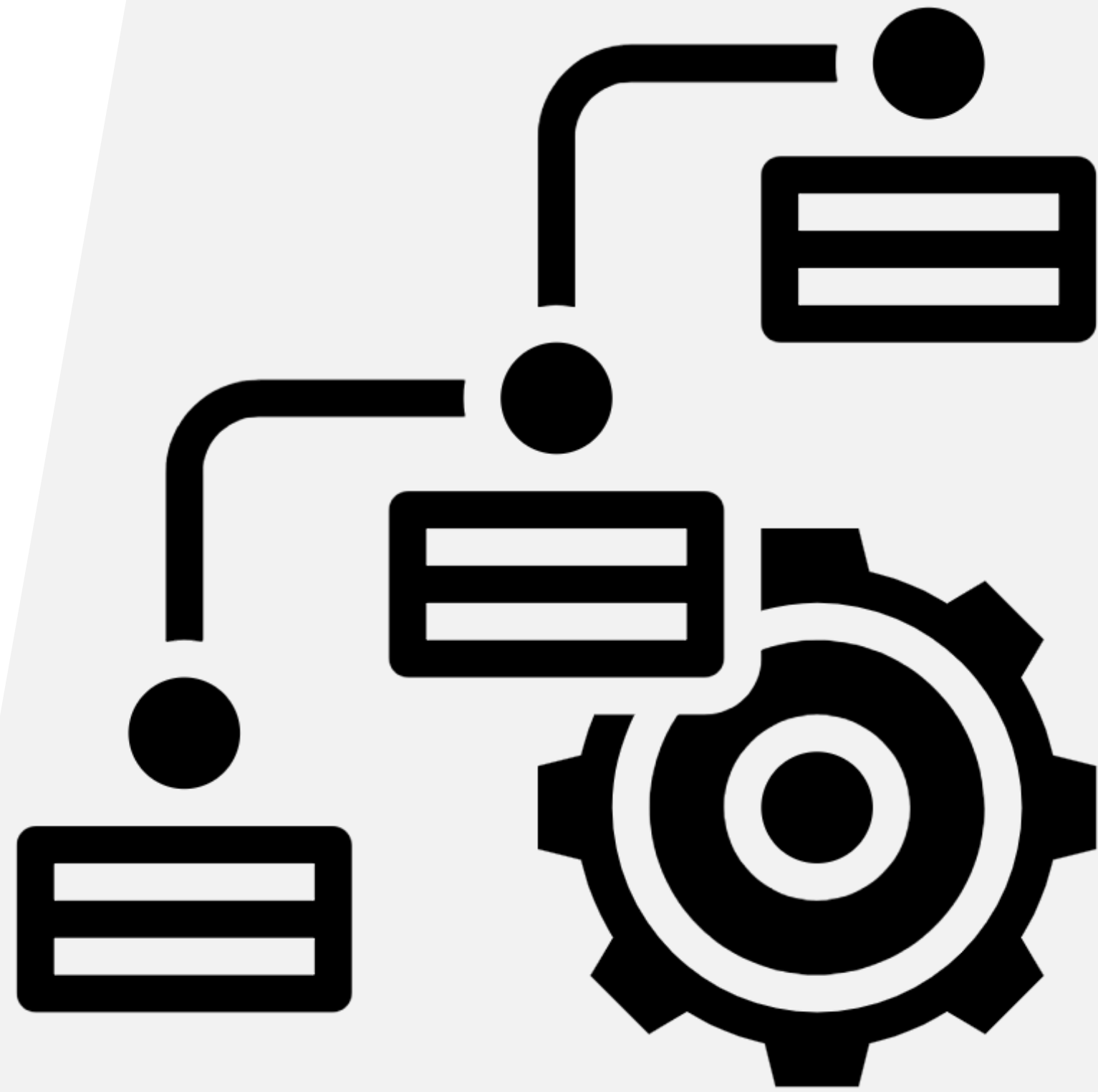


Hone Your Proposal Timing



Adopt a Learning Mindset

- I** Assemble a timeline and stick to it (e.g., 2-to-3-month proposal development process, weekly meetings)
- I** Block out regular time, limit distractions
- I** Know your [Pre-Award Sponsored Program Administrators](#)
- I** Know your [Departmental Grant Administrators](#)
- I** Be prepared to apply multiple times



Case Studies

#1 – Non-federal sponsor

“The panel felt that this was an easy-to-read proposal with aim, rationale, methods, and expected outcomes, and long-term goals clearly defined. Cutting edge experiments are proposed. The subject matter is very interesting, and students would benefit from the project. There is good institutional support.”

“The panel was concerned about the thin publication record of the PI. We missed seeing real data and a better description of the data from the preliminary experiments, and we would have liked to see how data would be analyzed. The unfortunate retraction of a paper on which some of the PI’s experiments are based was discussed; this must be addressed. Immunoblots will be necessary in the experiments planned.”

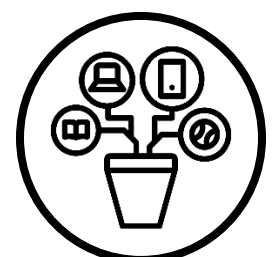
Possible Solutions?

#1 – Non-federal sponsor


“The
meth
Cuttin
inter
instit
“The
miss
prelin
analy
exper
will be necessary in the experiments planned.



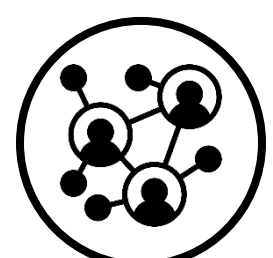
Research Positioning – *added preliminary data*




Institutional Resources – *secured matching funds*



PI Qualifications – *prioritized publications with undergraduate co-authors, co-PI on NSF MRI award*



Colleagues and Connections – *added suggested reviewers*



Proposal Timing – *pursued equipment grants w/ co-PIs*

Outcome: Awarded, \$45K

#2 – NSF MRI



“Co-PI #1 does not currently have external funding for either of his projects and has not published any research articles independent of his Ph.D. advisor.”

“It would appear that Co-PI #2 has no prior experience with these types of NMR experiments he proposes. Showing some data acquired from these systems on a XXX-MHz NMR spectrometer would significantly strengthen this part of the proposal. The figures of Raman and light-scattering data do little to bolster the proposed NMR investigation. Co-PI #2 does not have any current funding for his research and has only published one independent research paper (plus one "in preparation").”

Possible Solutions?


#2 – NSF MRI



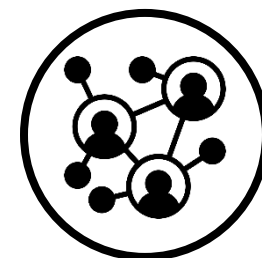
“Co-P
and h
advis
“It wo
NMR
system
this p
little t
any c
indep




Research Positioning – *contacted program officer, generated preliminary data,*




PI Qualifications – *prioritized publication submissions*



Colleagues and Connections – *added major users & expert consultants*



Proposal Timing – *pursued individual research grants, delayed resubmission by a year to address deficits*



Attitude and Resolve – *resubmitted twice*

cts

of

e

n

do

Outcome: NSF MRI award, \$500K

GRANT READINESS

TEN THINGS TO CONSIDER:

-  Research Agenda
-  Hone Funding Targets
-  Know Your Funder
-  Research Positioning
-  Solicitation Requirements
-  Institutional Resources
-  PI Qualifications
-  Colleagues and Connections
-  Proposal Timing
-  Attitude and Resolve

How many grant readiness strategies do you regularly employ?

-  Research Agenda
-  Hone Funding Targets
-  Know Your Funder
-  Research Positioning
-  Solicitation Requirements
-  Institutional Resources
-  PI Qualifications
-  Colleagues and Connections
-  Proposal Timing
-  Attitude and Resolve

WHAT RFD DOES TO HELP FACULTY DEVELOP COMPETITIVE PROPOSALS



- I General Consultation – Working w/ RFD, strategic planning, broader impacts
- I Funding Opportunity Searches
- I Developing a Concept Paper and Contacting Program Officers
- I Resubmission Strategizing
- I Proposal Narrative Review
- I Proposal Package Review
- I Support for Large Interdisciplinary Proposals (>\$1M)

RESEARCH & FACULTY DEVELOPMENT



GET TO KNOW RFD SERVICES & RESOURCES:

[Request proposal development services](#)

[Access proposal resources](#)

- Sponsor checklists, templates, guides

[Find funding with Pivot](#)

[Meet with RFD specialists](#)

[Attend RFD seminars & workshops](#)

uidaho.edu/research/about/orfd

University of Idaho

Research

MENU ▶

REQUEST RFD SERVICES

RESEARCH > ABOUT RESEARCH > OFFICE OF RESEARCH AND FACULTY DEVELOPMENT

Office of Research and Faculty Development

The Research and Faculty Development (RFD) team provides the University of Idaho faculty with resources and services to enhance the competitiveness of proposals across all disciplines. Our services fall into one of three broad categories: proposal development, research development and faculty development.

We provide first-come, first-served [proposal development services](#) to help faculty:

- Identify potential funding sources
- Develop and strengthen proposals for projects of all disciplines
- Apply for prestigious scholarly awards and recognition
- Provide support for large, complex multidisciplinary proposals (see research development services below)

pivot
funding connected

Pivot accelerates the research process by integrating funding and collaborator discovery into one powerful tool.

USE PIVOT

PIVOT USER GUIDE

RESEARCH & FACULTY DEVELOPMENT



GET TO KNOW RFD SERVICES & RESOURCES:

I [Request proposal development services](#)


I [Access proposal resources](#)

- Sponsor checklists, templates, guides

I Find funding with Pivot

I Meet with RFD specialists

I Attend RFD seminars & workshops



FACULTY SUCCESS SEMINARS



FALL 2020

- Sept. 9** NSF Research Traineeship (NRT) Program: Tips for Writing a Competitive Proposal
- Sept. 23** NSF CAREER All Year: Getting Ready to Apply
- Sept. 30** NSF EPSCoR RII Track-2: Tips for Writing a Competitive Proposal
- Oct. 7** Find Funding Opportunities: Introduction to Pivot
- Oct. 21** NSF CAREER All Year: Getting Started on Your Proposal
- Nov. 4** UPDATE: Mountain West Clinical and Translational Research-Infrastructure Network (MW CTR-IN) Funding Opportunities
- Nov. 18** Myth-busting Department of Defense Funding Opportunities
- Dec. 2** M. J. Murdock Trust's Commercialization Initiation Program: Tips for Writing a Competitive Proposal

SPRING 2021

- Jan. 13** Find Funding Opportunities: Introduction to Pivot
- Jan. 27** Funding Research and Scholarly Work in the Humanities
- Feb. 3** Idaho is an EPSCoR State - What This Means for Supporting Your Research
- Feb. 17** How to Develop and Deliver an Effective Pitch
- Mar. 3** Assessing Your Grant Readiness
- Mar. 24** Early Career Faculty Research - Grant Programs
- Apr. 7** USDA NIFA AFRI: Tips for Getting Started with Your Next Proposal
- Apr. 14** Developing Data Management Plans - Best Practices and Resources
- Apr. 28** Equipment Grant Programs: An Overview

ZOOM ID

uidaho.zoom.us/j/95865360877



scan this to
zoom with us



**WE GUIDE THE DEVELOPMENT
OF COMPETITIVE EXTERNAL
GRANT PROPOSALS**

**Office of Research and
Faculty Development**

Email: ored-rfdteam@uidaho.edu

Website: uidaho.edu/orfd

TAKEAWAYS

- I Add grant readiness tools and strategies to your regular practice
- I Interested in grant readiness self-assessment? Email ored-rfdteam@uidaho.edu for more information
- I **Discussion / Q&A:** What's an example of a strategy you use to improve your grant readiness?