



College Report on Quality of Program Learning Outcomes Assessment Spring 2023

College: Letters, Arts, and Social Sciences

Assessment Data: 2021-21

APR Report Year: 2022-23

College's UAAC Member: Unknown

Each 'program of study' completes an annual Student Learning Assessment Report as part of annual program review (APR) in Anthology Planning. 'Program of study' refers to an academic major or credential that has program learning outcomes which students are expected to demonstrate by the time they graduate. Programs report on how well students are achieving these learning outcomes in their annual assessment report.

Meta-assessment is an evaluation of our assessment practice. It is used to help us understand and improve the quality of our assessment at all levels. The process provides feedback to university areas, faculty and staff on our assessment reports. Considerable time and effort is invested in this process which is coordinated by Institutional Assessment and Accreditation.

We use the Quality Assessment Rubric to evaluate assessment reports since 2016, which was adapted from James Madison University's APT Assessment Rubric and produces a quantifiable quality assessment score. This comprehensive rubric aligns with best practices and is used or has been adapted for use at other institutions. Using this standardized rubric provides an opportunity to benchmark our assessment practices and demonstrates our commitment to accountability.

The meta-assessment review is conducted each Spring.

Each program of study receives an individual report of the scored rubric that includes recommendations and links to resources. The purpose of the individual feedback is to support the development of high-quality assessment plans and reports. This is a formative exercise on where and how we might improve our practice.

Data from individual programs of study is aggregated to produce college, institutional, and specialty reports. This college report provides a summary of scores, ratings, rankings, and trend data of its programs. This report helps colleges identify areas that need improvement, as well as exemplar programs.

For 2020-21 assessment data, 368 assessment reports were expected institution-wide. Programs should achieve a minimum rating of "ESTABLISHED," unless they are a new program this year.

Number of Programs Evaluated	Choice Count
Assessment Cycle Year	0
2021-22	70

This table shows the number of programs of study for each department.

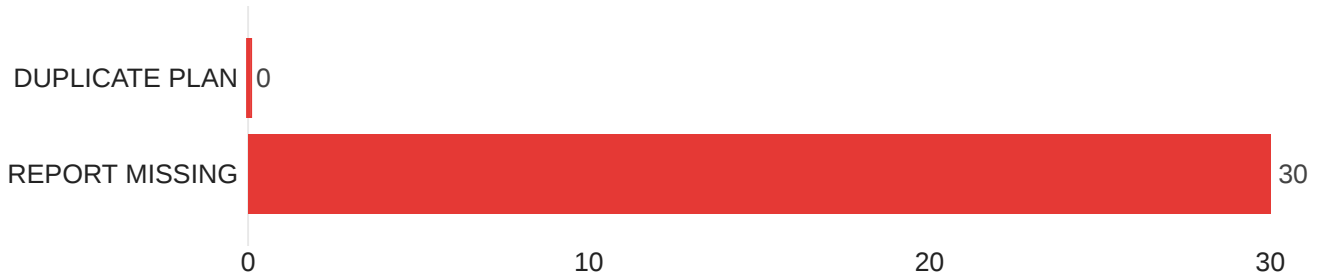
Department	Choice Count
Letters Arts & Social Sciences Dept.	14
Journalism & Mass Media	5
Politics & Philosophy	8
English	4
Modern Languages and Cultures	7
History	3
Music	10
Psychology/Communication	5
Culture, Society, and Justice	7
Theatre Arts	5
Organizational Sciences	2

Number of Programs by Quality Assessment Rating

Rating Category	Choice Count
Beginning	2
Developing	8
Established	19
Mature	8

Number of Non-Compliant Programs

30 Responses



Explanation of Category	Choice Count
<p>DUPLICATE PLAN: This appears to be a duplicate report (or mostly) that was already submitted for another UI program. UI is required to have assessment plans in place that are specific to the major and degree level for all degree programs. The rubric used in this evaluation is based on this assumption being met, and therefore, will not produce a meaningful score. This assessment plan is being recorded as NOT COMPLIANT.</p>	0
<p>REPORT MISSING: This unit's APR was missing a Student Learning Assessment Report for this program of study. UI is required to have an active assessment plan and reporting process, and collects these reports annually. The rubric used in this evaluation is based on this assumption being met, and therefore, will not produce a meaningful score. This assessment plan is being recorded as NOT COMPLIANT.</p>	30
Total	30

Missing or Invalid Report (Non-Compliant) List

These programs listed below do not meet the minimum requirement to assess at least one program learning outcome each year. Colleges are asked to follow up with each program listed to bring the program into compliance, unless a valid reason is found such as a system error or the program is no longer active. Corrections to the program inventory can be sent to assessment@uidaho.edu to remove programs that are no longer active.

REPORT MISSING: This unit's APR was missing a Student Learning Assessment Report... Musical Theatre (Minor)

REPORT MISSING: This unit's APR was missing a Student Learning Assessment Report... Jazz Studies (Minor)

REPORT MISSING: This unit's APR was missing a Student Learning Assessment Report...	German (Minor)
REPORT MISSING: This unit's APR was missing a Student Learning Assessment Report...	Asian Studies (Minor)
REPORT MISSING: This unit's APR was missing a Student Learning Assessment Report...	Addictions (Minor)
REPORT MISSING: This unit's APR was missing a Student Learning Assessment Report...	Teaching English as a Second Language (Minor)
REPORT MISSING: This unit's APR was missing a Student Learning Assessment Report...	Organizational Dynamics (UG Cert)
REPORT MISSING: This unit's APR was missing a Student Learning Assessment Report...	Women's Gender & Sexuality Studies (Minor)
REPORT MISSING: This unit's APR was missing a Student Learning Assessment Report...	Religious Studies (Minor)
REPORT MISSING: This unit's APR was missing a Student Learning Assessment Report...	Naval Science (Minor)
REPORT MISSING: This unit's APR was missing a Student Learning Assessment Report...	Military Science (Minor)
REPORT MISSING: This unit's APR was missing a Student Learning Assessment Report...	Economics (B.A., B.S.)
REPORT MISSING: This unit's APR was missing a Student Learning Assessment Report...	Asian Studies (Minor)
REPORT MISSING: This unit's APR was missing a Student Learning Assessment Report...	Asian Studies (Minor)
REPORT MISSING: This unit's APR was missing a Student Learning Assessment Report...	American Studies (Minor)
REPORT MISSING: This unit's APR was missing a Student Learning Assessment Report...	American Indian Studies (Minor)
REPORT MISSING: This unit's APR was missing a Student Learning Assessment Report...	Aging Studies (Minor)
REPORT MISSING: This unit's APR was missing a Student Learning Assessment Report...	Africana Studies (Minor)

REPORT MISSING: This unit's APR was missing a Student Learning Assessment Report...	Aerospace Studies (Minor)
REPORT MISSING: This unit's APR was missing a Student Learning Assessment Report...	Political Science (M.A.)
REPORT MISSING: This unit's APR was missing a Student Learning Assessment Report...	Philosophy, Politics & Economics (Minor)
REPORT MISSING: This unit's APR was missing a Student Learning Assessment Report...	Comparative/International Politics (Minor)
REPORT MISSING: This unit's APR was missing a Student Learning Assessment Report...	Bioethics (Minor)
REPORT MISSING: This unit's APR was missing a Student Learning Assessment Report...	Theatre Performance (Minor)
REPORT MISSING: This unit's APR was missing a Student Learning Assessment Report...	Theatre Design & Technology (Minor)
REPORT MISSING: This unit's APR was missing a Student Learning Assessment Report...	Theatre Design & Technology (Minor)
REPORT MISSING: This unit's APR was missing a Student Learning Assessment Report...	Anthropology (M.A.)
REPORT MISSING: This unit's APR was missing a Student Learning Assessment Report...	Justice Studies (Minor)
REPORT MISSING: This unit's APR was missing a Student Learning Assessment Report...	Diversity and Inclusion (UG Cert)
REPORT MISSING: This unit's APR was missing a Student Learning Assessment Report...	Archaeological Technician (UG Cert)

Programs with Unique Circumstances

Programs listed below are flagged because they have unique circumstances that likely impact their quality score. For example, a new major or degree is expected to have a rating of "beginning" or "developing." Colleges should consider these circumstances when reviewing this report.

No data found - your filters may be too exclusive!

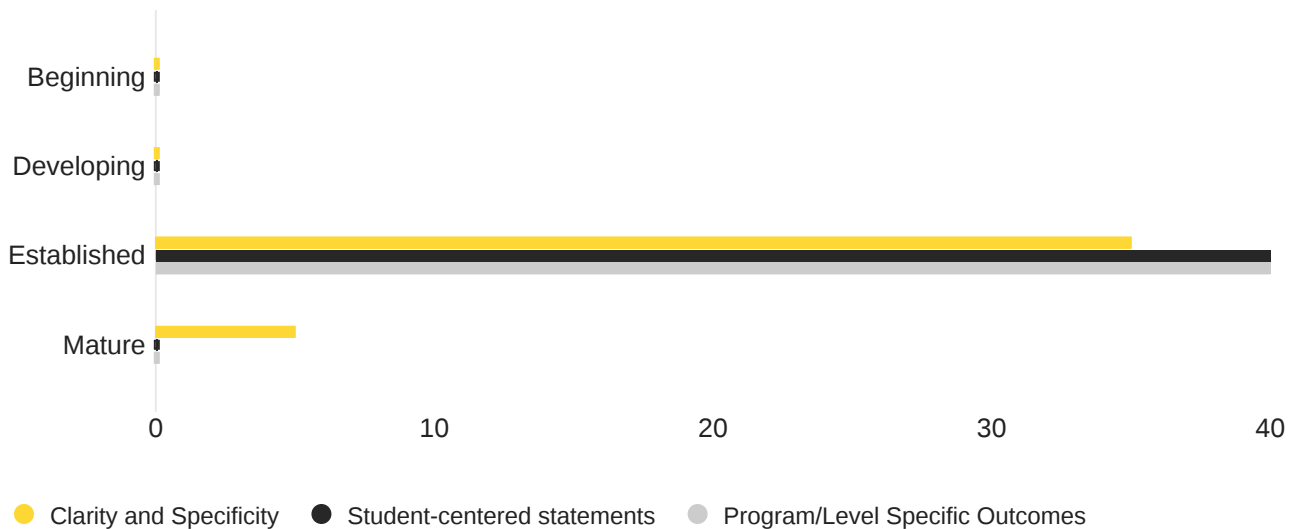
Quality Assessment Rubric Summary Results

Student Learning Outcomes

This section evaluates the quality of the program's learning outcome statements. The rubric used to evaluate this section is shown below. Programs who were rated non-compliant were not scored on this section. This section has a total of 20 points possible.

1 – Beginning	2 – Developing	3 – Established	4 -- Mature
1. Identifying Measurable and Observable Program-Level Student Learning Outcomes			
Clarity and Specificity			
No student learning outcomes stated; or highly deficit (most programs have 3-5 student learning outcomes or more)	Student learning outcomes present, but written with imprecise verbs (e.g., <i>know</i> , <i>understand</i>), vague description of content/skill or attitudinal domain, and non-specificity of whom should be assessed (e.g., “students”)	Student learning outcomes generally are written using precise verbs, informative descriptions of the content/skill or attitudinal domain, and specifications of whom should be assessed (e.g., “ <i>graduating seniors in the Biology B.A. program.</i> ”)	All student learning outcomes are stated with clarity and specificity using precise verbs, informative description of the content/skill or attitudinal domain, and specification of whom should be assessed (e.g., “ <i>graduating seniors in the Biology B.A. program.</i> ”) SLOs may be aligned with learning standards set by the industry-specific accreditor or professional association.
Student-centered Orientation			
No student learning outcomes are stated in student-centered terms	Some student learning outcomes are stated in student-centered terms	Most student learning outcomes are stated in student-centered terms	All student learning outcomes are stated in student-centered terms (i.e., what a student should know, think, or do)
Program and Level Specific Outcomes			
No student learning outcomes are specific to the program or related industry’s content. Outcomes are very vague or general and could apply easily to any degree program.	Some learning outcomes are specific to the program, but not all. Or they are all program-specific, but not all are appropriate for the degree level (example: B.A. vs M.S.).	Most or all learning outcomes are program specific and most or all are appropriate for the learning occurring for the degree level.	All learning outcomes are clearly aligned to the content taught within the program and prepare graduates for employment in the related field. They are also appropriate for the degree level, referring to learning occurring during the specified level of study.

40 Responses



Number of Programs Achieving Each Rating

Attribute	Beginning	Developing	Established	Mature
Clarity and Specificity	0	0	35	5
Student-centered statements	0	0	40	0
Program/Level Specific Outcomes	0	0	40	0

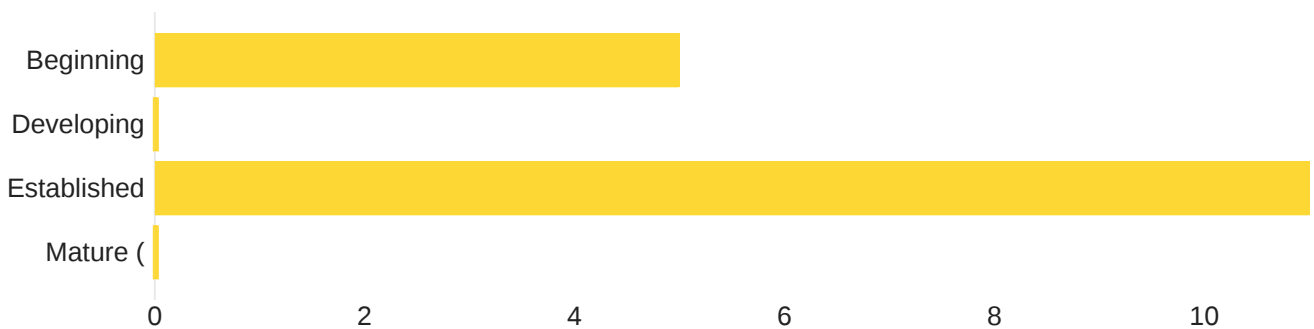
Overall Section Summary	Lowest	Highest	Mean	Median	Standard Deviation
Program Learning Outcomes	0.0	16.7	8.7	15.0	7.5

Curriculum Mapping (Bonus)

This section evaluates the quality of the program's curriculum map. The rubric used to evaluate this section is shown below. Historically, our assessment management system has not had a way to track this which is why this score is not calculated in the score used for the overall rating. Many programs have developed curriculum maps institution-wide and our new assessment management system now allows us to track this information. Programs who were rated non-compliant are not evaluated on this item. The total possible points for this section is 20 points.

1 – Beginning	2 – Developing	3 – Established	4 -- Mature
Mapping the Curriculum			
No activities/courses listed or documentation uploaded, lacks evidence of curriculum alignment	Related activities/courses documented but alignment to student-learning outcomes is absent	Most student learning outcomes have classes or activities aligned to them	All student learning outcomes have classes or activities aligned to them

16 Responses



Number of Programs Achieving Each Rating

Quality Rating	Choice Count
Beginning	5
Developing	0
Established	11
Mature	0

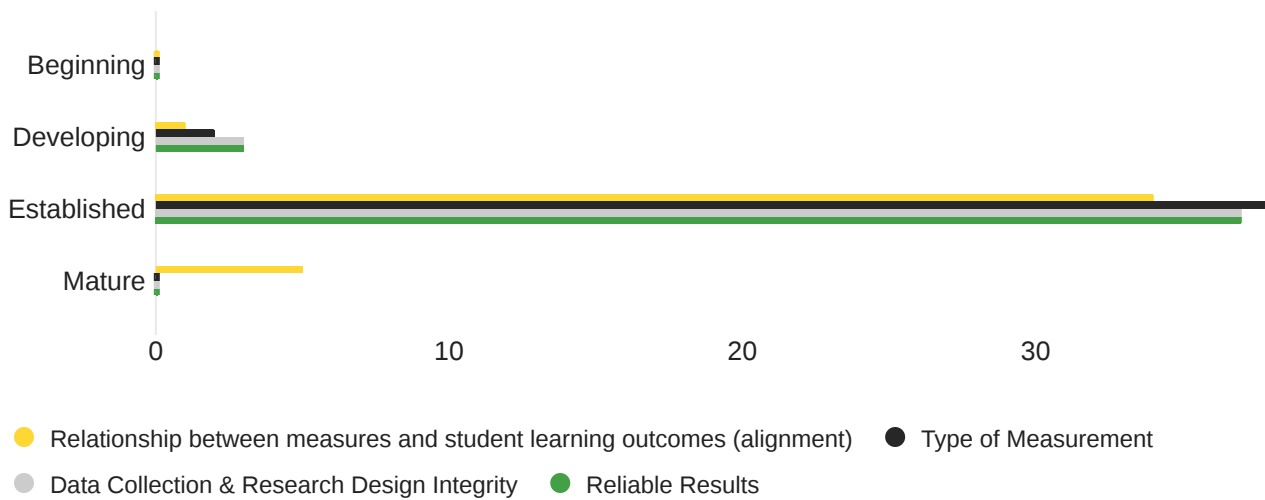
Overall Section Summary	Lowest	Highest	Mean	Median	Standard Deviation
Curriculum Mapping	0.0	15.0	2.7	0.0	5.5

Using Effective Measures for Assessment

This section evaluates the quality of measures used for assessment. Every program learning outcome must be evaluated using at least one direct measure. The rubric used to evaluate this section is shown below. Programs who are rated non-compliant are not evaluated on this item. The total possible points for this section is 20 points.

1 – Beginning	2 – Developing	3 – Established	4 – Mature
3. Using Effective Measures for Assessment			
A. Relationship between measures and student learning outcomes (alignment)			
No apparent relationship between student learning outcomes and measure indicated for one or more student learning outcomes	At a superficial level, it appears the content assessed by the stated measure matches the student learning outcomes, but no reassuring explanation or detail is given	General detail about how student learning outcomes relate to measures is provided. For example, the faculty wrote test items to match the student learning outcomes, or the instrument was selected “because its general description appeared to match our student learning outcomes”	Detail is provided regarding student learning outcomes and measurement match. For example, specific items on the test are aligned directly with the student learning outcome being assessed. The alignment and direct match are confirmed by faculty subject experts and documented accordingly.
B. Type of Measurement			
No measurement indicated for one or more student learning outcome(s)	Student learning outcomes are not assessed via direct measures (only with indirect measures)	Most student learning outcomes are assessed with direct measures	All student learning outcomes assessed using at least one direct measure (e.g., tests, essays, student work product)
C. Data Collection & Research Design Integrity			
No information is provided about the data collection process or data from direct measures is not collected, without reasonable justification (such as a 3-year cycle or other timeline)	Limited information is provided about data collection such as who and how many took the assessment, but not enough to judge the veracity of the process (e.g., 35 seniors took the test)	Enough information is provided to understand the data collection process, such as description of the sample, testing protocol, testing conditions, and student motivation. Several methodological flaws persist such as under-representative sampling, convenience sampling, or inappropriate test conditions.	The data collection is clearly explained and is appropriate to the specification of desired results (e.g., representative sampling, adequate motivation, two or more trained raters for performance assessment, pre-post design to measure gain, cutoff defended for performance vs. a criterion)
D. Reliable Results			
No process in place to check for inter-rater reliability, nor details provided on effort to improve reliability.	Reliability estimates (e.g., internal consistency, test-retest, inter-rater reliability) provided for more scores, although reliability tends to be poor. Or author states how efforts have been made to improve reliability (e.g., raters were trained on rubric).	Reliability estimates provided for most scores, most scores are marginal or better. Evidence of inter-rater reliability efforts and/or improvement of scores.	Reliability estimates provided and are good. Plus, other evidence of a multi-year process and improvement to inter-rater reliability made.

40 Responses



Number of Programs Achieving Each Rating

Attribute	Beginning	Developing	Established	Mature
Relationship between measures and student learning outcomes (alignment)	0	1	34	5
Type of Measurement	0	2	38	0
Data Collection & Research Design Integrity	0	3	37	0
Reliable Results	0	3	37	0

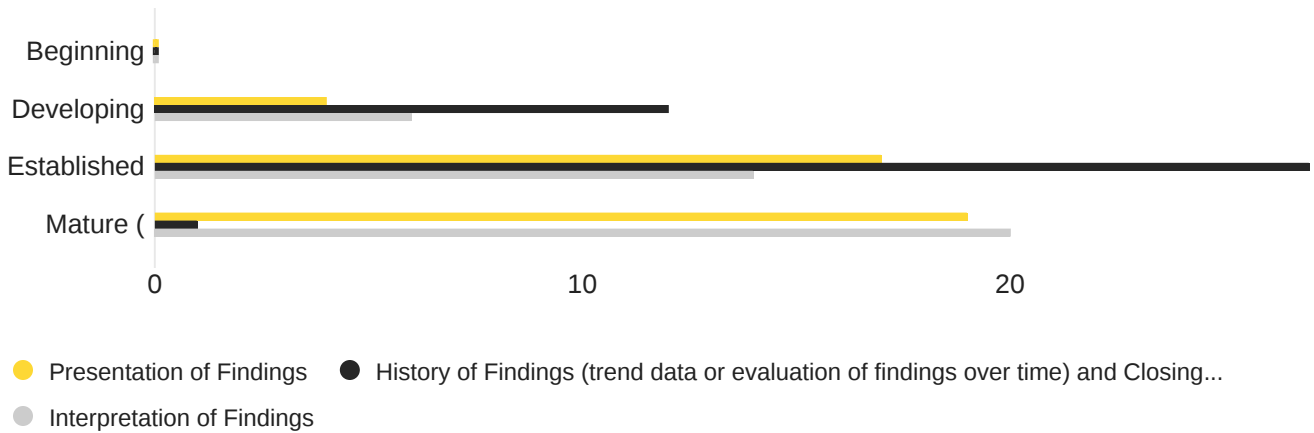
Overall Section Summary	Lowest	Highest	Mean	Median	Standard Deviation
Measures	0.0	16.3	8.5	15.0	7.4

Reporting Program-Level Findings of Assessment

This section evaluates the quality of reporting of assessment results. The rubric used to evaluate this section is shown below. Programs who were rated non-compliant are not evaluated on this item. The total possible points for this section is 20 points.

1 – Beginning	2 – Developing	3 – Established	4 -- Mature
3. Reporting Program-Level Findings of Assessment			
A. Presentation of findings			
No findings presented for one or more direct measures of student learning outcomes, and no justification for lack of presentation	Findings are present, but it is unclear how they relate to the student learning outcomes or benchmark	Findings are present, and they directly relate to the student learning outcomes and the benchmark but presentation is sloppy or difficult to follow. Statistical analysis may or may not be present.	Findings are present, and they directly relate to the student learning outcomes and benchmark, are clearly presented, and were derived by appropriate statistical analysis.
B. History of findings (trend data or evaluation of findings over time) and closing the loop			
No documented 'closing of the loop' through documented reflection; or no past findings to reflect upon.	Only current year's findings provided or discussed in report; report lacks discussion of trend data.	Past iteration(s) of findings (e.g., last year's) provided for some assessment(s) in addition to current year's.	Past iteration(s) of findings (e.g., last year's) provided for majority of assessments in addition to current year's. Continuous findings allow for evaluating improvement; evidence of supportive and related discussion.
C. Interpretation of findings			
No interpretation attempted for one or more of direct findings reported; or there were no direct findings reported.	Interpretation attempted, but the interpretation does not refer back to the student learning outcomes or benchmark. Or the interpretations are clearly not supported by the methodology or findings.	Interpretations of findings seem to be reasonable inferences given the student learning outcomes, benchmark, and methodology.	Interpretation of findings seem to be reasonable given the student learning outcomes, benchmarks, and methodology. In addition, multiple faculty interpreted findings (not just one person).

40 Responses



Number of Programs Achieving Each Rating

Attribute	Beginning	Developing	Established	Mature
Presentation of Findings	0	4	17	19
History of Findings (trend data or evaluation of findings over time) and Closing the Loop	0	12	27	1
Interpretation of Findings	0	6	14	20

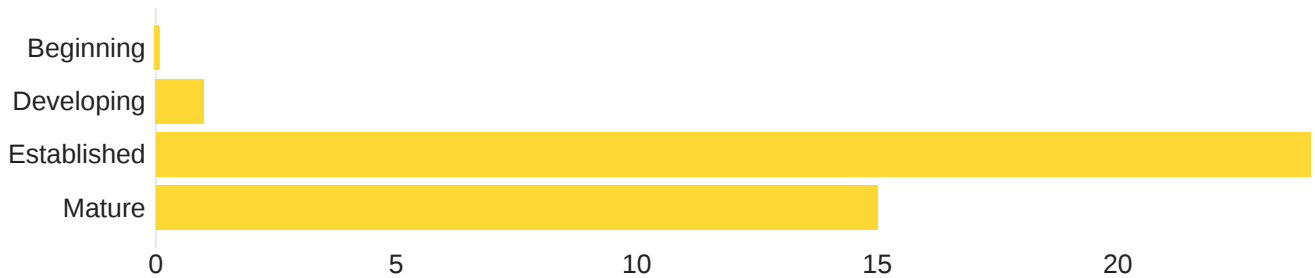
Overall Section Summary	Lowest	Highest	Mean	Median	Standard Deviation
Findings	0.0	20.0	9.0	11.7	8.1

Communicating Assessment Information and Data

This section evaluates whether program learning outcomes and assessment data is shared with constituents, including students and program faculty. The rubric used to evaluate this section is shown below. Programs who were rated non-compliant are not evaluated on this item. Total possible points for this section is 20 points.

1 – Beginning	2 – Developing	3 – Established	4 -- Mature
5. Communicating Assessment Information and Data			
No evidence of communication documented or discussed	Information provided to limited number of faculty or communication process unclear	Information provided to all faculty, mode (e.g., program meetings, emails) and details of communication clear	Information provided to all faculty, mode and details of communication clear. In addition, information shared with others such as advisory committees and other stakeholders

40 Responses



Number of Programs Achieving Each Rating

Quality Rating	Choice Count
Beginning	0
Developing	1
Established	24
Mature	15


Overall Section Summary	Lowest	Highest	Mean	Median	Standard Deviation
Communication	0.0	20.0	9.6	15.0	8.5

Discussion/Use of Findings

This section evaluates the quality of the report that discusses use of assessment findings to make improvements. The rubric used to evaluate this section is shown below. Programs who were rated non-compliant are not evaluated on this item. Total points possible for this section is 20 points.

1 – Beginning	2 – Developing	3 – Established	4 – Mature
3. Reporting Program-Level Findings of Assessment			
A. Presentation of findings			
No findings presented for one or more direct measures of student learning outcomes, and no justification for lack of presentation	Findings are present, but it is unclear how they relate to the student learning outcomes or benchmark	Findings are present, and they directly relate to the student learning outcomes and the benchmark but presentation is sloppy or difficult to follow. Statistical analysis may or may not be present.	Findings are present, and they directly relate to the student learning outcomes and benchmark, are clearly presented, and were derived by appropriate statistical analysis.
B. History of findings (trend data or evaluation of findings over time) and closing the loop			
No documented 'closing of the loop' through documented reflection; or no past findings to reflect upon.	Only current year's findings provided or discussed in report; report lacks discussion of trend data.	Past iteration(s) of findings (e.g., last year's) provided for some assessment(s) in addition to current year's.	Past iteration(s) of findings (e.g., last year's) provided for majority of assessments in addition to current year's. Continuous findings allow for evaluating improvement, evidence of supportive and related discussion.
C. Interpretation of findings			
No interpretation attempted for one or more of direct findings reported; or there were no direct findings reported.	Interpretation attempted, but the interpretation does not refer back to the student learning outcomes or benchmark. Or the interpretations are clearly not supported by the methodology or findings.	Interpretations of findings seem to be reasonable inferences given the student learning outcomes, benchmark, and methodology.	Interpretation of findings seem to be reasonable given the student learning outcomes, benchmarks, and methodology. In addition, multiple faculty interpreted findings (not just one person).

40 Responses



- Documented program modification and/or improvements based on findings
- Documented improvement of assessment process

Number of Programs Achieving Each Rating

Attribute	Beginning	Developing	Established	Mature
Documented program modification and/or improvements resulting from assessment findings	0	5	29	6
Documented improvement of assessment process	0	9	30	1

Overall Section Summary Lowest Highest Mean Median Standard Deviation

Continuous Improvement	0.0	20.0	9.0	11.7	8.1
------------------------	-----	------	-----	------	-----

College Quality Assessment Results

A summary of the college's overall quality assessment scores is shown below. Colleges can use the mean and median scores to better understand how they are doing as a college. The average score should fall within the "ESTABLISHED" or higher range. Non-compliant programs are not included in these calculations. The summary only includes data for programs that submitted a valid assessment report.

The maximum possible points is 100 points. The college mean is shown below and only reflects programs that submitted a valid assessment plan.

Assessment Quality	Lowest	Highest	Mean	Median	Standard Deviation	Responses
College Summary Scores	0.00	88.76	44.09	66.67	38.65	70

College Average including Non-Compliant Programs

Assessment Quality	Min	Max	Mean	Median	Standard Deviation	Responses
College Summary Score	0.00	88.76	44.09	66.67	38.65	70

Beginning 1-29	Developing 30-65	Established 66-80	Mature 81+
Submitted an assessment plan for the program but does not have a fully implemented process; and/or plan is not complete.	Is collecting some data, piloting efforts, engaged in conversations, and/or has operationalized a plan.	Some strategic and comprehensive assessment taking place for one or more learning outcomes. Some areas require further revision, clarification or additional evidence or analysis. Plan may need time to mature further.	Assessment plan fully supported by documentation and findings demonstrate student learning of most outcomes. Faculty are involved, evidence of meaningful analysis is presented, and the process is continuous, and being used to improve student learning and outcomes.

The scale was updated in 2020-21 to better reflect the quality of plans falling in each point range.

Year-to-Year Scores by Program of Study

Trend data, where available, is shown for programs below. Historical data that shows "N/A" means that the program did not submit a valid assessment report that year, or the program was not evaluated for valid reasons. Valid reasons include the program not existing back then or not existing in the assessment system in the past. Scores of "0" indicate a non-compliant assessment report was submitted by the program. Programs who have been active for most of the past decade and submitted valid assessment reports, should have trend data available. In general, programs should show improvement of their quality assessment scores.

Note that no meta-assessment was conducted between 2017-18 and 2020-21 due to the transition and implementation of our new assessment management system.

*In 2015-16, curriculum mapping was counted in the overall rubric score, and a maximum of 120 points were possible. This was moved to a bonus category for 2016-17 because the system did not have a place to capture this information. Scores for years 2016-17 and later had a maximum of 100 points possible.

Program of Study	2015-16	2016-17	2017-18	2020-21	2021-22
Organizational Sciences (B.S.)	53	41.2	48	58.8	58.8
Political Science (B.S., B.A.)	50.5	62.5	46	61.3	61.3
Philosophy (B.A., B.S.)	33.5	66.2	56.5	63.8	63.8
Criminology (B.S.)	N/A	N/A	N/A	65.0	65.0
Theatre Arts (M.F.A.)	59.9	N/A	N/A	66.7	66.7
Theatre Arts (B.A., B.S., B.F.A.)	66	50	50.172	66.7	66.7
Anthropology (B.A., B.S.)	45.5	50.2	63.7	68.3	68.3
Sociology (B.A., B.S.)	N/A	N/A	N/A	70.8	70.8
Latin-American Studies (B.A.)	57.9	71.4	53.8	70.8	70.8
Political Science (Ph.D.)	N/A	N/A	N/A	73.3	73.3
French (B.A)	N/A	70.9	58.2	73.3	73.3
Public Administration (M.P.A.)	42.5	49	45.7	73.3	73.3
Modern Language Business (B.A.)	N/A	N/A	N/A	75.0	75.0
Creative Writing (M.F.A.)	N/A	56	65.5	75.0	75.0
English (M.A.)	54	64.9	81	75.0	75.0
Spanish (B.A.)	N/A	N/A	N/A	75.0	75.0
Music (M.A.)	N/A	N/A	N/A	75.0	75.0
English (B.A.)	N/A	25	N/A	75.0	75.0
International Studies (B.A.)	72.2	85	90	75.0	75.0
Music (M.Mus.)	N/A	N/A	N/A	75.0	75.0
History (Ph.D.)	N/A	N/A	N/A	76.7	76.7

Program of Study	2015-16	2016-17	2017-18	2020-21	2021-22
Psychology (B.A., B.S.)	80.2	54.2	63.3	78.3	78.3
Psychology (M.S.)	72.4	46.7	59	78.3	78.3
General Studies (B.G.S)	N/A	50.9	55.2	78.3	78.3
Communication (B.A., B.S.)	N/A	N/A	N/A	78.3	78.3
Music Composition (B.Mus.)	N/A	34.5	65.4	83.3	83.3
Music Education (B.Mus.)	53.9	34.5	80.3	83.3	83.3
Music Performance (B.Mus.)	N/A	34.5	65.3	83.3	83.3
Music Composition (B.Mus.)	N/A	34.5	65.4	83.3	83.3
Interdisciplinary Studies (B.A., B.S.)	35	47.5	0	83.3	83.3
Experimental Psychology (Ph.D.)	N/A	48.5	61.4	83.3	83.3
Music Business (B.Mus.)	53.9	34.5	60.1	83.3	83.3
History (M.A.)	49.9	61.4	0	83.3	83.3
Advertising (B.A., B.S.)	60.5	50	52.5	86.3	86.3
Music - Applied Music Emphasis (B.A., B.S.)	N/A	N/A	N/A	87.5	87.5
History (B.A.,B.S.)	N/A	77.4	70.5	88.3	88.3
Journalism (B.A., B.S.)	63	55	44.5	88.8	88.8
Public Relations (B.A., B.S.)	54.5	47.5	56.5	88.8	88.8
Broadcasting and Digital Media (B.A., B.S.)	52	60	48	88.8	88.8
Film and Television (B.A., B.S.)	N/A	46.5	63.7	88.8	88.8
Comparative/International Politics (Minor)	N/A	N/A	N/A	0.0	N/A
American Indian Studies (Minor)	N/A	N/A	N/A	0.0	N/A
Bioethics (Minor)	N/A	N/A	N/A	0.0	N/A
Political Science (M.A.)	N/A	N/A	N/A	0.0	N/A
Military Science (Minor)	N/A	N/A	N/A	0.0	N/A

Program of Study	2015-16	2016-17	2017-18	2020-21	2021-22
Diversity and Inclusion (UG Cert)	N/A	N/A	N/A	0.0	N/A
German (Minor)	N/A	N/A	N/A	0.0	N/A
Asian Studies (Minor)	N/A	N/A	N/A	0.0	N/A
Theatre Design & Technology (Minor)	N/A	N/A	N/A	0.0	N/A
Justice Studies (Minor)	N/A	N/A	N/A	0.0	N/A
Jazz Studies (Minor)	N/A	N/A	N/A	0.0	N/A
Theatre Design & Technology (Minor)	N/A	N/A	N/A	0.0	N/A
Anthropology (M.A.)	N/A	N/A	N/A	0.0	N/A
Archaeological Technician (UG Cert)	N/A	N/A	N/A	0.0	N/A
Teaching English as a Second Language (Minor)	N/A	N/A	N/A	0.0	N/A
Asian Studies (Minor)	N/A	N/A	N/A	0.0	N/A
Theatre Performance (Minor)	N/A	N/A	N/A	0.0	N/A
Economics (B.A., B.S.)	N/A	N/A	N/A	0.0	N/A
American Studies (Minor)	N/A	N/A	N/A	0.0	N/A
Philosophy, Politics & Economics (Minor)	N/A	N/A	N/A	0.0	N/A
Asian Studies (Minor)	N/A	N/A	N/A	0.0	N/A
Women's Gender & Sexuality Studies (Minor)	N/A	N/A	N/A	0.0	N/A
Organizational Dynamics (UG Cert)	N/A	N/A	N/A	0.0	N/A
Religious Studies (Minor)	N/A	N/A	N/A	0.0	N/A
Addictions (Minor)	N/A	N/A	N/A	0.0	N/A
Aerospace Studies (Minor)	N/A	N/A	N/A	0.0	N/A
Naval Science (Minor)	N/A	N/A	N/A	0.0	N/A
Africana Studies (Minor)	N/A	N/A	N/A	0.0	N/A
Aging Studies (Minor)	N/A	N/A	N/A	0.0	N/A

Program of Study	2015-16	2016-17	2017-18	2020-21	2021-22
Musical Theatre (Minor)	N/A	N/A	N/A	0.0	N/A

Overall Quality Assessment Rating Achieved

Academic Program (of study)	2021-22 Rating
Organizational Sciences (B.S.)	Developing
Philosophy (B.A., B.S.)	Developing
Political Science (B.S., B.A.)	Developing
Psychology (B.A., B.S.)	Established
Criminology (B.S.)	Established
Modern Language Business (B.A.)	Established
Creative Writing (M.F.A.)	Established
Sociology (B.A., B.S.)	Established
English (M.A.)	Established
Psychology (M.S.)	Established
Theatre Arts (M.F.A.)	Established
Spanish (B.A.)	Established
History (Ph.D.)	Established
Music (M.A.)	Established
Political Science (Ph.D.)	Established
Theatre Arts (B.A., B.S., B.F.A.)	Established
English (B.A.)	Established
Communication (B.A., B.S.)	Established
French (B.A.)	Established
Public Administration (M.P.A.)	Established

Music (M.Mus.)	Established
Latin-American Studies (B.A.)	Established
Anthropology (B.A., B.S.)	Established
Music Composition (B.Mus.)	Mature
Music - Applied Music Emphasis (B.A., B.S.)	Mature
Advertising (B.A., B.S.)	Mature
Journalism (B.A., B.S.)	Mature
Music Education (B.Mus.)	Mature
Public Relations (B.A., B.S.)	Mature
General Studies (B.G.S)	Mature
Music Performance (B.Mus.)	Mature
Broadcasting and Digital Media (B.A., B.S.)	Mature
International Studies (B.A.)	Mature
History (B.A.,B.S.)	Mature
Music Composition (B.Mus.)	Mature
Interdisciplinary Studies (B.A., B.S.)	Mature
Experimental Psychology (Ph.D.)	Mature
Film and Television (B.A., B.S.)	Mature
Music Business (B.Mus.)	Mature
History (M.A.)	Mature
Comparative/International Politics (Minor)	N/A
American Indian Studies (Minor)	N/A
Bioethics (Minor)	N/A
Political Science (M.A.)	N/A
Military Science (Minor)	N/A

Diversity and Inclusion (UG Cert)	N/A
German (Minor)	N/A
Asian Studies (Minor)	N/A
Theatre Design & Technology (Minor)	N/A
Justice Studies (Minor)	N/A
Jazz Studies (Minor)	N/A
Theatre Design & Technology (Minor)	N/A
Anthropology (M.A.)	N/A
Archaeological Technician (UG Cert)	N/A
Teaching English as a Second Language (Minor)	N/A
Asian Studies (Minor)	N/A
Theatre Performance (Minor)	N/A
Economics (B.A., B.S.)	N/A
American Studies (Minor)	N/A
Philosophy, Politics & Economics (Minor)	N/A
Asian Studies (Minor)	N/A
Women's Gender & Sexuality Studies (Minor)	N/A
Organizational Dynamics (UG Cert)	N/A
Religious Studies (Minor)	N/A
Addictions (Minor)	N/A
Aerospace Studies (Minor)	N/A
Naval Science (Minor)	N/A
Africana Studies (Minor)	N/A
Aging Studies (Minor)	N/A
Musical Theatre (Minor)	N/A